

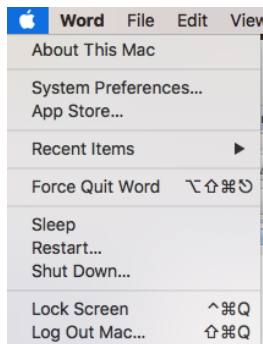
NEWPORT FIDDLE & FOLK CLUB - MACINTOSH AUDIO SETTINGS FOR ZOOM

Zoom isn't designed for music jamming, it's an online meeting platform that allows large numbers of people to interact and share materials remotely. When we're using it ('cause it's free) for music interactions, the best results require all participants to setup their audio so they don't pick up (and share) background noises (dishes, pets, bumps, birds, TV etc).

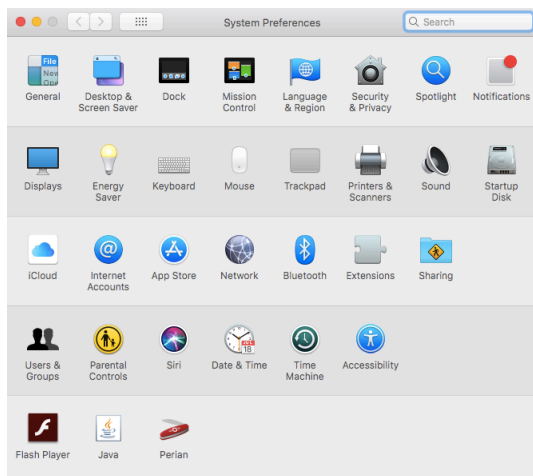
So if you are in as quiet a space as possible and **mute yourself when not inputting** to the session that would create the best environment for all. Zoom recommends that you use a computer or laptop (if you have one) for best results with audio.

The following directions are step by step instructions to setup audio - for people with Mac laptops or computers.

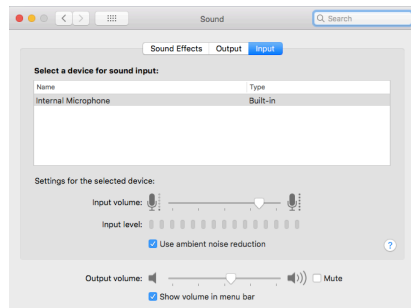
1. Click on the Apple Icon in the top left corner of your screen. This opens a drop down box of menu options. Select (click on) 'System Preferences'



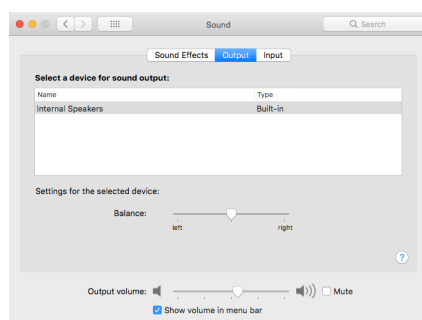
2. Select 'Sound' (the speaker icon) from the System Preferences menu



3. The 'Sound Menu' has 3 tabs for audio settings to allow you to select devices and adjust the volume of input and outputs. The input setting allows you to select the inbuilt microphone or to select another if connected to your device. Adjust the input and output volume for your device by clicking and sliding the white tab up or down. Set your input and output levels at 75-80% volume.



4. Click on the output tab to select the speakers you want to use and adjust their volume. Select the Internal (or other speakers if connected) that you want to use, adjust the balance (right and left speakers) and adjust the output volume to 75 – 80 % of maximum volume. If you have the volume set too high your output will be distorted.



5. You also have volume controls on your keypad. In the top right hand corner of your keys find keys labeled F11 and F12. Tapping F11 will reduce your volume and tapping F12 will increase your volume.

6. Apart from the settings covered here, the volume that you project to others in the forum will also be affected by how loudly you talk and your proximity to your microphone – the closer you are the louder you will sound, further away quieter.